



e-Perform

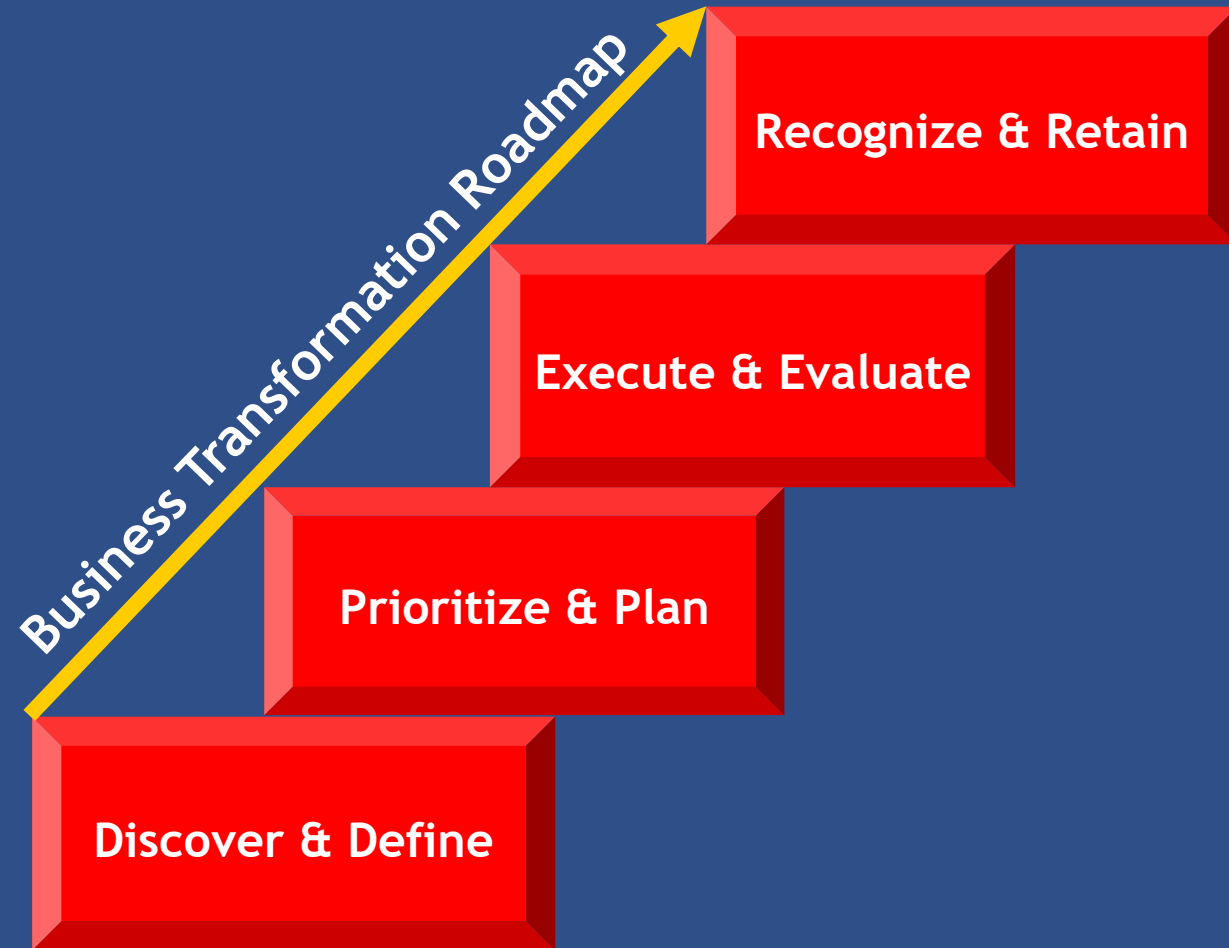
Enterprise KPIs and
Business Intelligence
E-Dashboards



eXampleCG

www.exampleCG.com

A Virtue Corporate Group Firm



Feature	Details
KPI Repository	<ul style="list-style-type: none"> • Quick Timely Insights • Connected to live data sources • Showing the latest values and trends • Related dashboards provide detailed analysis
BI Dashboards	<ul style="list-style-type: none"> • Data visualization and analysis • Interactive visualizations • Detailed analysis and drill-throughs • Perfect scaling to any screen form-factor
Team Collaboration	<ul style="list-style-type: none"> • Stay on top of BI hub activity • Participate in KPI & dashboard conversations • See when new dashboards & KPIs are published • Collaborate on the go from any device
Single Point of Publishing	<ul style="list-style-type: none"> • Connect to your data sources via the app • Create dashboard layouts for master, tablet & phone views, • Then publish to all devices. • Native Apps for All Platforms



- Rapid publishing of key metrics
- Native user experiences on all device and screens
- KPI values and trends are based on queries from live data sources
- Each KPI can be associated with one or more dashboards,
- Enables user to drill-down and perform in-depth analysis for each metric





- Single publishing point for BI content.
- Connect to your data sources, create layouts and publish
- Dashboards will work on all mobile platforms and scale perfectly to any screen size.
- Dashboard Designer is simple, flexible and great looking!!

Drill Down and Drill Thrus




- Drill Down can be initiated from simple controls (like gauges) or more complex controls (like XY Charts or Data Grids).
- Selected item details (chart point or a data grid row) will be available in the list of parameters






Corey said: Strong numbers out of Africa and Asia. The international sales team deserves some recognition.

Oct 14, 2013 - 4:28 PM - \$12,733,247 (+11%)



Milena updated **Total Sales**


Oct 11, 2013 - 7:19 PM



Brian said: We should discuss these results. I'll call a meeting for tomorrow morning. But don't worry, I'll bring the coffee and donuts. :)

Oct 8, 2013 - 4:31 PM - \$11,348,405 (+9%)

- Each KPI and dashboard includes a dedicated activity stream.
- This stream consists of important events and user comments
- Comments are chronological, contain context information (value of the KPI at the moment comment was made).
- Activity streams for all KPIs and dashboards in a BI hub form the combined activity stream for the entire hub.

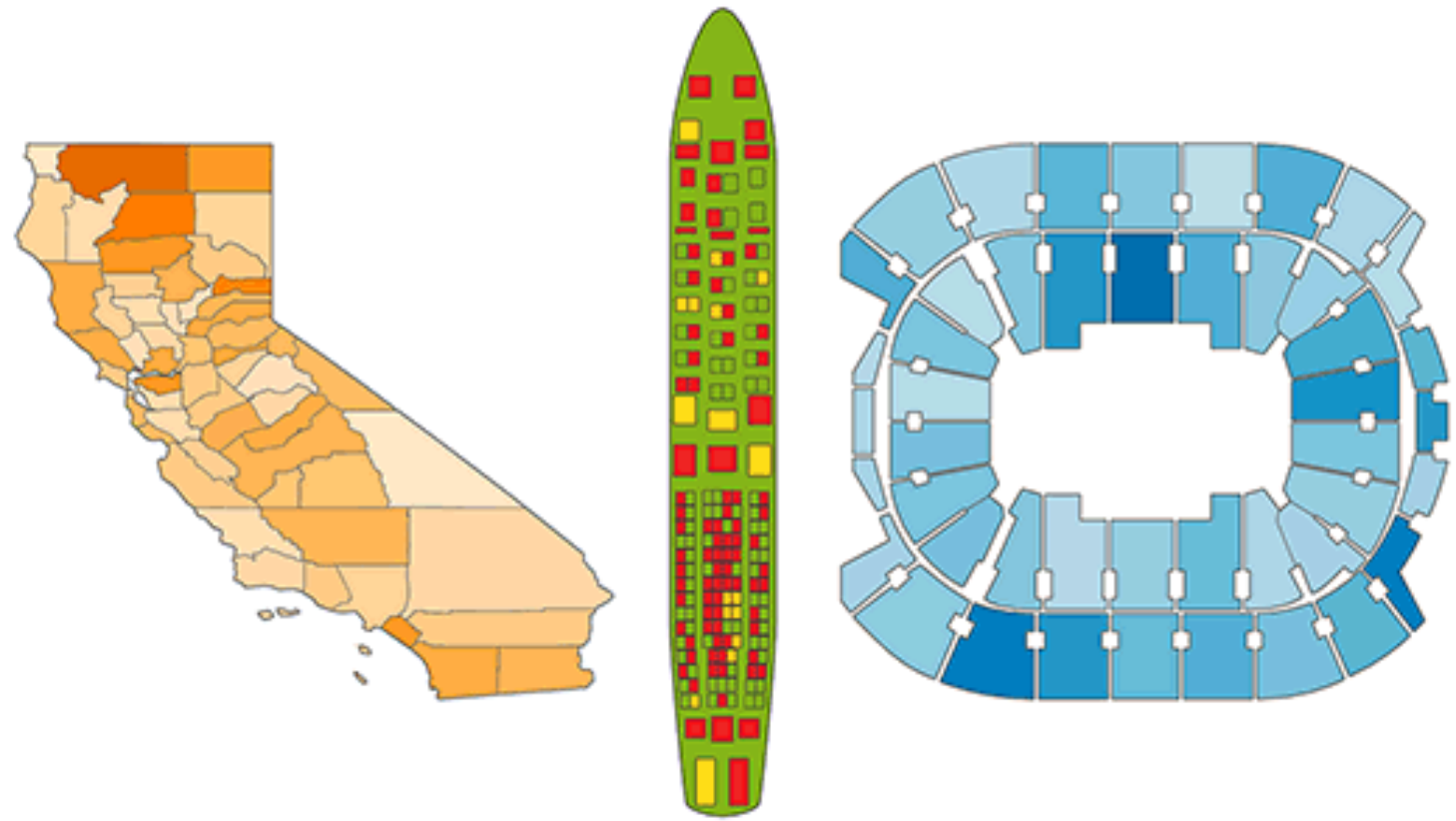


- Dashboards and KPIs are accessible on any device via its native app,
- Also accessible through any major browser



- Dashboards and KPIs are accessible on any device via its native app,
- Also accessible through any major browser

Single Point of Publishing



- Support for Custom Maps (Collection of 70 maps covering all major world countries and regions)
- Ability to create and manage a repository of custom maps (ESRI shapefile)
- Map files can be managed through Map Repository section of Control Panel.

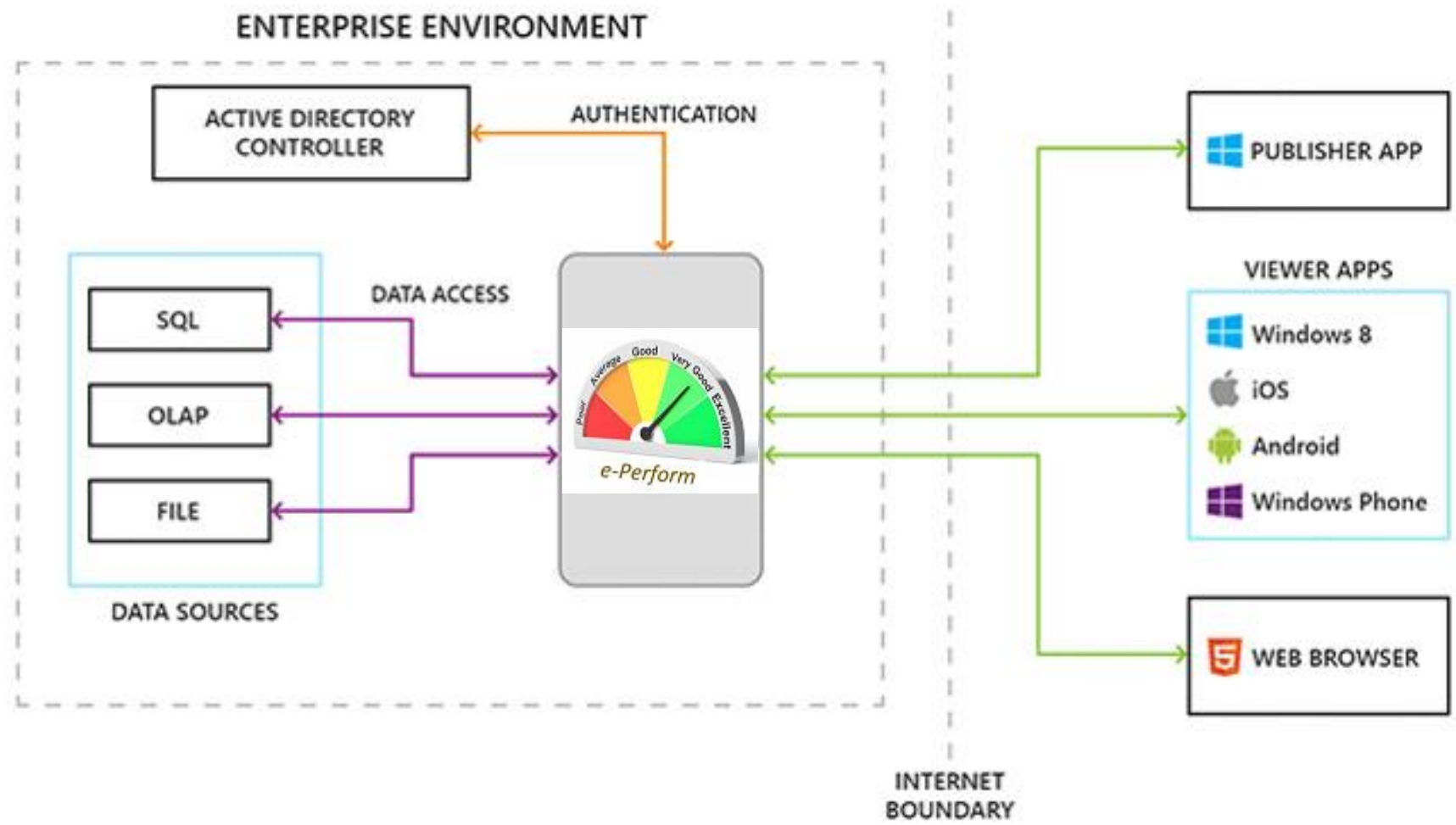


- Exquisite custom branding - Looks and feels like custom mobile apps for you
- Brand packages can be on per-server or on a per-BI hub basis.
- Single deployment can contain many different brand definitions.
- Brand packages are managed through the Server Control Panel and are fully integrated with the Designer.



- Connect to enterprise data sources
- Integrate with Active Directory for user authentication
- Publish dashboards securely within your IT environment
- Deliver live data updates to mobile devices
- Personalize data queries for each user
- Integrate corporate branding

Deployment Architecture



Deployment Pre-requisites

- Server is installed within the IT environment
- Windows Server, IIS and .NET are the prerequisites
- Server is integrated with the existing security infrastructure and connected to all relevant data sources
- Dashboards are published using the Publisher app
- Content is accessed via the mobile clients and web browsers which connect to Server securely and don't need direct access to the rest of the IT environment

Server-published dashboards can connect to the following data sources:

- Microsoft SQL Server
- Microsoft SQL Server Analysis Services
- Microsoft SQL Azure
- Microsoft SharePoint Lists
- Excel documents in network shares
- Generic ODBC data sources
- Other data sources available upon request

Designed based on proven enterprise security best practices.

Supports following security features:

- Active Directory authentication
- Active Directory Federation Services (ADFS) authentication
- Granular permissions controls for all dashboards and data views
- Secure device-server communication through SSL
- Data encryption at rest on Server
- Data encryption on the client in case of device loss
- PIN lock screens in all mobile client

Strategy Definition

- Vision, Mission and Values
- Product / Service Portfolio
- Target Markets and Segments
- Customer Value Proposition
- Customer Acquisition / Marketing
- Channels Strategy
- Operations / Service Delivery Strategy
- Competitor Analysis
- HR and People Strategy
- IT and Technology Strategy

Strategy Deployment & Performance Management

- Balanced Scorecards and Strategy Maps
- Net Promoter Score (NPS)
- Performance Measurement, Reporting and Management (Dashboards)
- Predictive Business Analytics
- Marketing and Operations Analytics

View more at <http://www.examplecg.com/strategy-consulting.html>



the way forward ...

Strategy, Process, Analytics and E-Business - Consulting, Training & Certification



Sales & Marketing Excellence
- Consulting, Training & Certification Programs



Creating Ethical Second Income
Franchise Opportunities



Business Driven Technology
Solutions for SMEs



Manufacturing and
Utilities Equipment and
Asset Care



Safe Schools for Children
Globally



Contact

Sethu V,

Partner,

eXample India

(A Virtue Corporate Group firm)

Chennai, India

M: +91-98840 83363

T: +91-44-4214 5981

e: enquiry@examplecg.com

W: www.examplecg.com

Enabling Excellence!!

